



ESFAHAN

JOMHORI

KERMAN

Phone 09132982698

Company / customer

Project description

Job number

Commission

Manufacturer (company)

Path

Project name

Make

Type

Place of installation

Responsible for project

Part feature

Created on

Edit date

by (short name)

NP

Number of pages

9

IRAN.SKILLS.1404.INDUSTRIAL CONTROL

TVTO

ESFAHAN

EPLAN sample project

keshvari-1404

8/10/2023

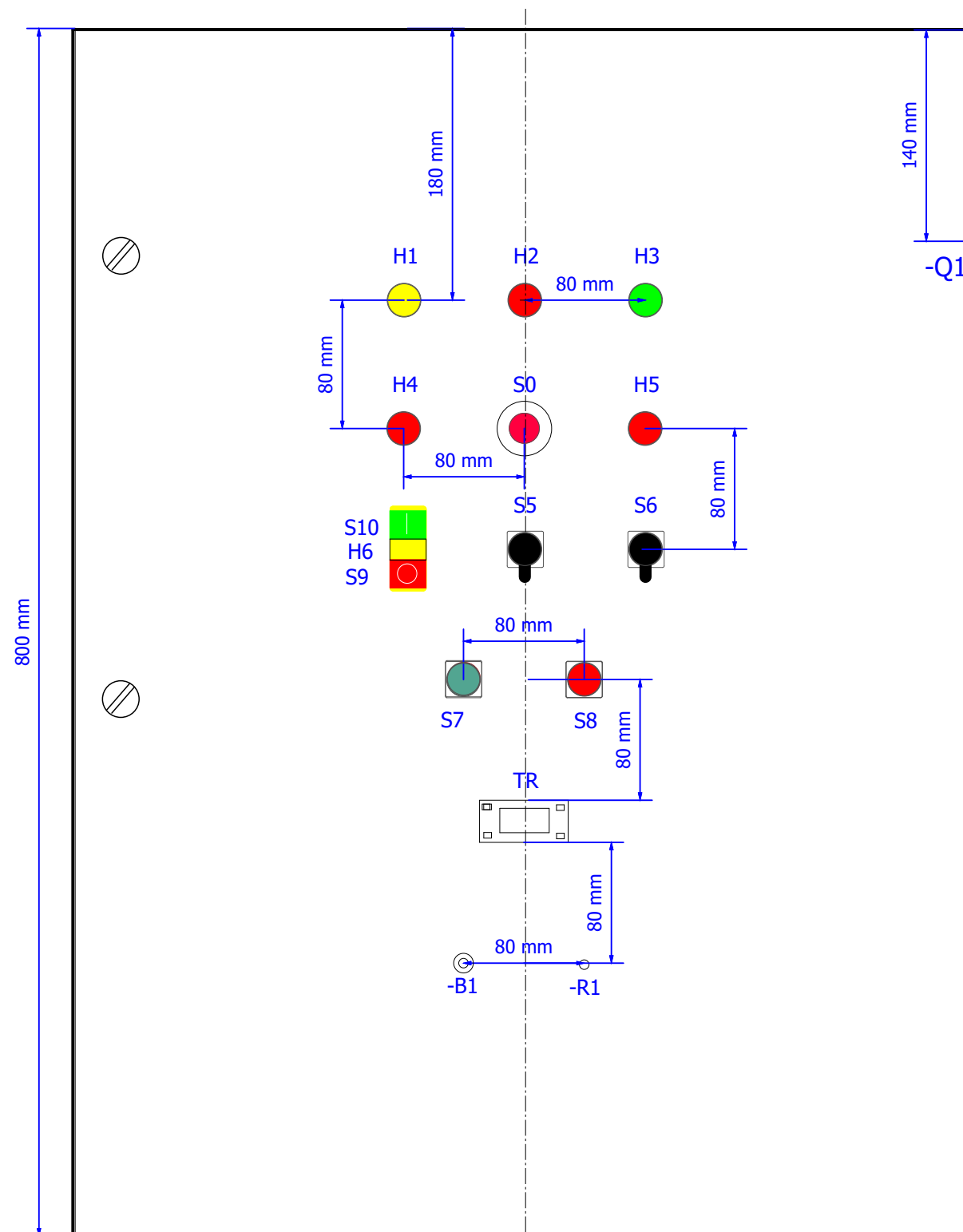
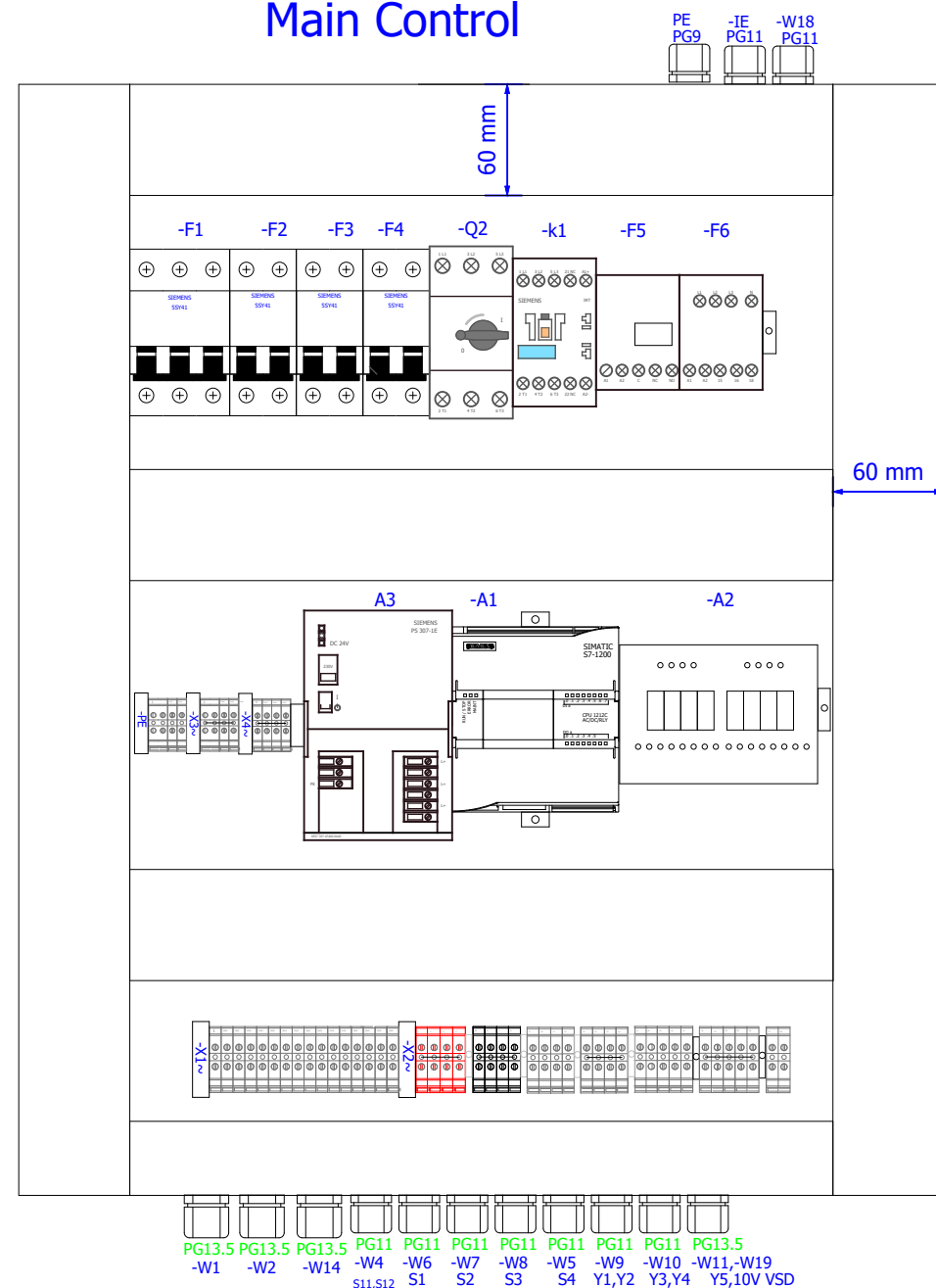
8/12/2025

NP

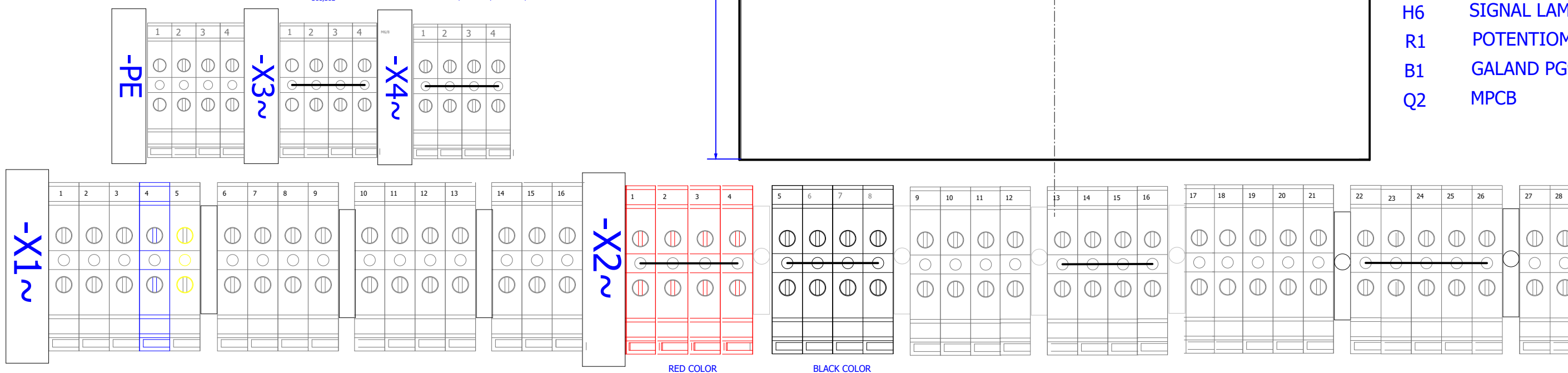
9

			Date	1/9/2024	TVTO	ESFAHAN	Title page / cover sheet			=			1
			Ed.	MR MOSTAGHIMI						+			
			Appr.										Page 0
Modification	Date	Name	Original		Replacement of	Replaced by							Page 1 / 9

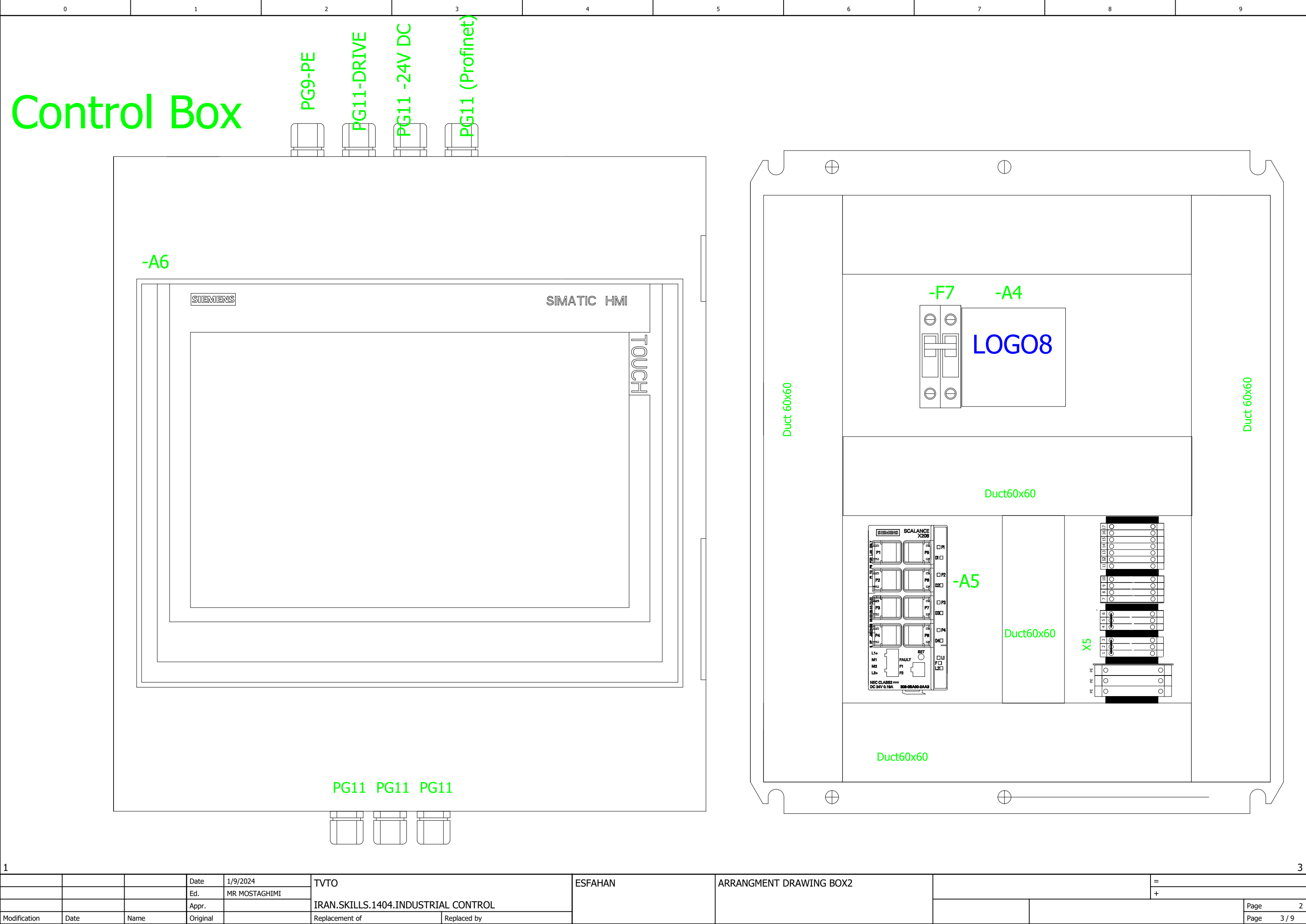
Main Control

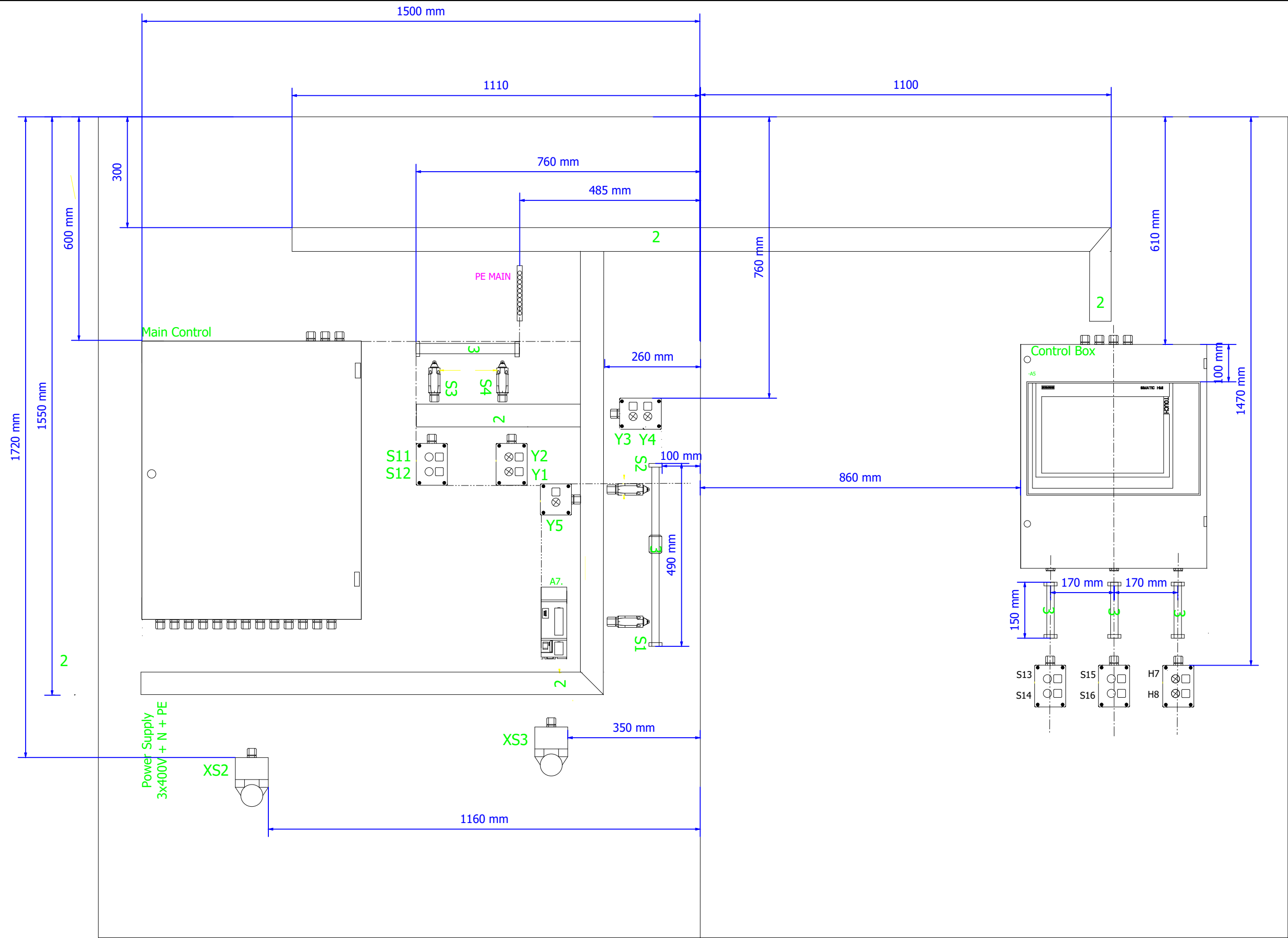


- | | |
|-------|-----------------------|
| F1 | MCB 3POLE |
| F2 | MCB 2POLE AC |
| F3 | MCB 2POLE AC |
| F4 | MCB 2POLE DC |
| K1 | CONTACTOR 3 PHASE |
| F5 | OVER LOAD RELAY |
| F6 | PHASE CONTROL |
| A2 | RELAY BOARD |
| A1 | CPU 1212C |
| A3 | POWER SUPPLY |
| X1 | TERMINAL |
| H1 | SIGNAL LAMP YELLOW |
| H2 | SIGNAL LAMP RED |
| H3 | SIGNAL LAMP GREEN |
| H4 | SIGNAL LAMP RED |
| S5,S6 | POSITION SWITCH 1-0-2 |
| S7 | START PUSH BUTTON GR |
| S8 | STOP PUSH BUTTON RED |
| S9 | STOP PUSH BUTTON RED |
| S10 | START PUSH BUTTON GR |
| TR | THERMOSTAT |
| Q1 | ROTARY BREAKER SWITCH |
| H5 | SIGNAL LAMP RED |
| H6 | SIGNAL LAMP YELLOW |
| R1 | POTENTIOMETER |
| B1 | GALAND PG9 + PT100 |
| Q2 | MPCB |



			Date	1/14/2024	TVTO		ESFAHAN	ARRANGMENT DRAWING BOX1			=	
			Ed.	MR MOSTAGHIMI							+	
			Appr.						IRAN.SKILLS.1404.INDUSTRIAL CONTROL			
Modification	Date	Name	Original		Replacement of	Replaced by					Page	2 / 9





Y1 SIGNAL LAMP RED
Y2 SIGNAL LAMP RED
Y3 SIGNAL LAMP RED
Y4 SIGNAL LAMP RED
Y5 SIGNAL LAMP GR
S1 LIMITSWITCH
S2 LIMITSWITCH
S3 LIMITSWITCH
S4 LIMITSWITCH
S11 BUTTON START
S12 BUTTON STOP
S13 SELECTOR SWITCH
S14 SELECTOR SWITCH
S15 BUTTON START
S16 BUTTON START
H7 SIGNAL LAMP YELLOW
H8 SIGNAL LAMP YELLOW

