

TEST PROJECT DOCUMENT TEMPLATE

WSC2017_TP22_AT_pre_EN

Submitted by:

Name: Michael Tobisch and Peter Walters

Member country or region: AT and UK





INTRODUCTION TO TEST PROJECT DOCUMENTATION

The test project for painting and decorating consists of, painting a door, colour-bands, wallpaper hanging, decoration, lettering and free painting technique.

The decoration design is taken from the image of the skyline from Abu Dhabi.

Abu Dhabi is the Capital and the second most populated city of the United Arab Emirates (the most being Dubai), and also capital of the Emirate of Abu Dhabi, the largest of the UAE's seven Emirates. Abu Dhabi lies on a T-shaped island jutting into the Persian Gulf from the central western coast. The city had a population of 1.5 million in 2014.

Abu Dhabi houses the federal government offices, is the seat of the United Arab Emirates Government, home to the Emir of Abu Dhabi and the President of the UAE. Abu Dhabi's rapid development and urbanisation, coupled with the relatively high average income of its population, has transformed the city into a large and advanced metropolis. Today the city is the country's centre of political and industrial activities, and a major cultural and commercial centre, due to its position as the capital. Abu Dhabi accounts for about two-thirds of the roughly \$400-billion United Arab Emirates economy.

Abu Dhabi is the fourth most expensive city for expatriate employees in the region and in 2014 was the 68th most expensive big city in the world.



DESCRIPTION OF PROJECT AND TASKS

The competitor has to carry out, independently, the following tasks:

- *all preparations of base walls and woodwork*
 - *application of water-based filler, primer, undercoat, semi and gloss finish*
 - *application with filling tools, paintbrush and paint roller*
 - *preparation and application of wall hangings*
 - *drawing and attaching a design*
 - *attaching lettering and signs*
 - *measuring points*
 - *painting of colour bands*
 - *application of a free painting technique of the competitors own choice*
 - *materials and tools for free technique must be brought by the competitor.*
- Pre-fabricated parts are allowed.*

INSTRUCTIONS TO THE COMPETITOR

Workbox size for the competitor: 1,80 m x 2,40 m x 1,80 m wide and 2,50 m high.

Between the corners of wall A and B / wall B and C a radius from 130 degree.

Open on the front side (facing the visitors).

Wall A (2,50 m x 1,80 m) for door and wall-paper hanging.

Wall B (2,50 m x 2,40 m) for decoration design and lettering, wall-paper hanging.

Wall C (2,50 m x 1,80 m) for colour bands and free painting technique.

Decoration design, lettering and measuring (approx. 9 hours)

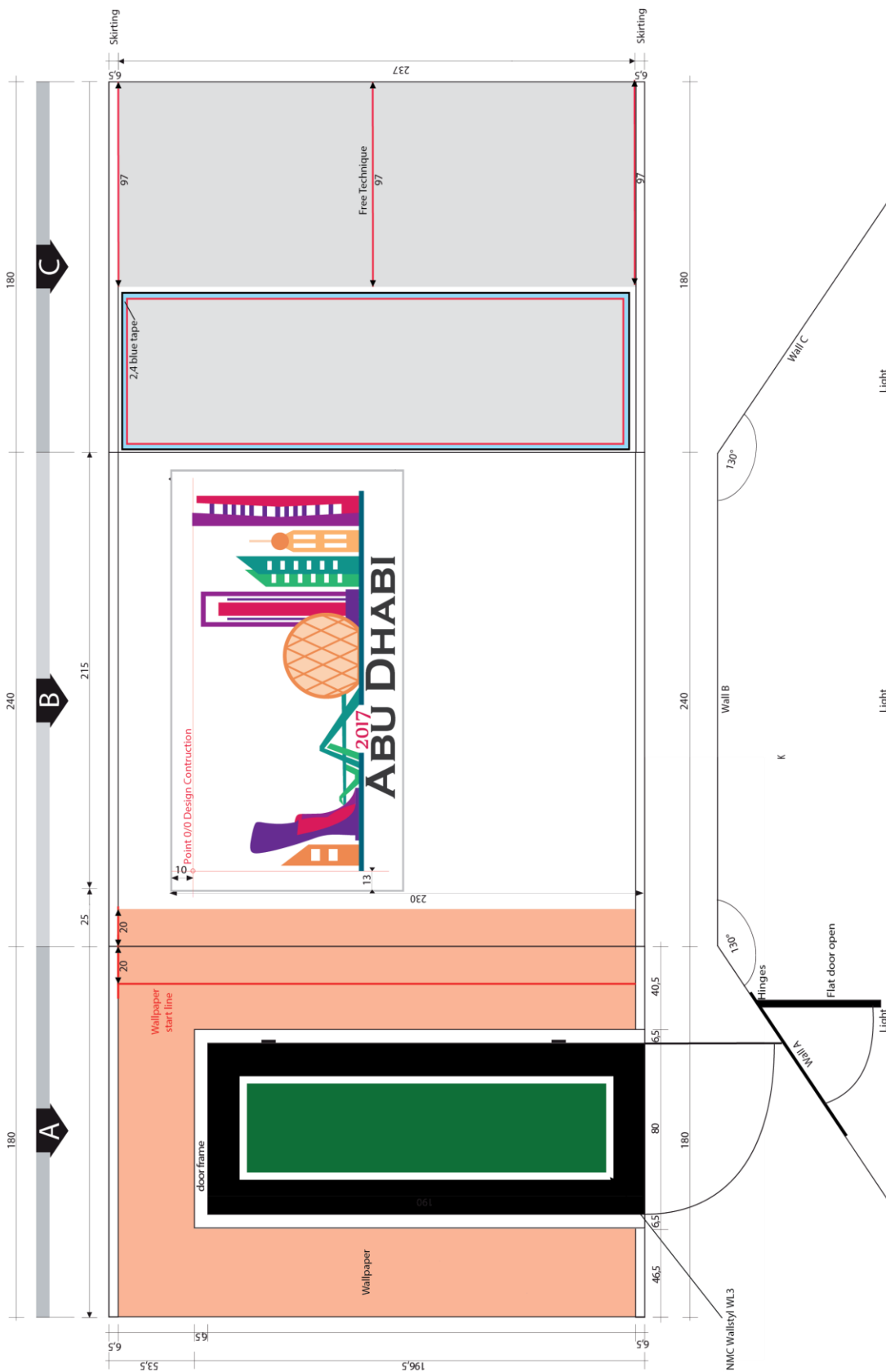
Painting door, (approx. 6 hours)

Hanging wallpaper (approx. 1,5 hours)

Free technique - demonstrate personal abilities (approx. 2 hours)

Painting colour stripes and measuring (approx. 1,5 hour)

Total time 21 hours





WALL A: Door with moulding:

Surfaces are pre-coated. Abrade smooth, undercoat, and apply gloss or semi-gloss finish. If necessary you can fill the door with your own filler on the preparation day. Door may be removed for filling and sanding, but must be upright for painting. If door is being painted when it is not hanging on hinges it must stand inside the competitors work area. Hinges may be taped or removed and must be replace before the end of the competition.

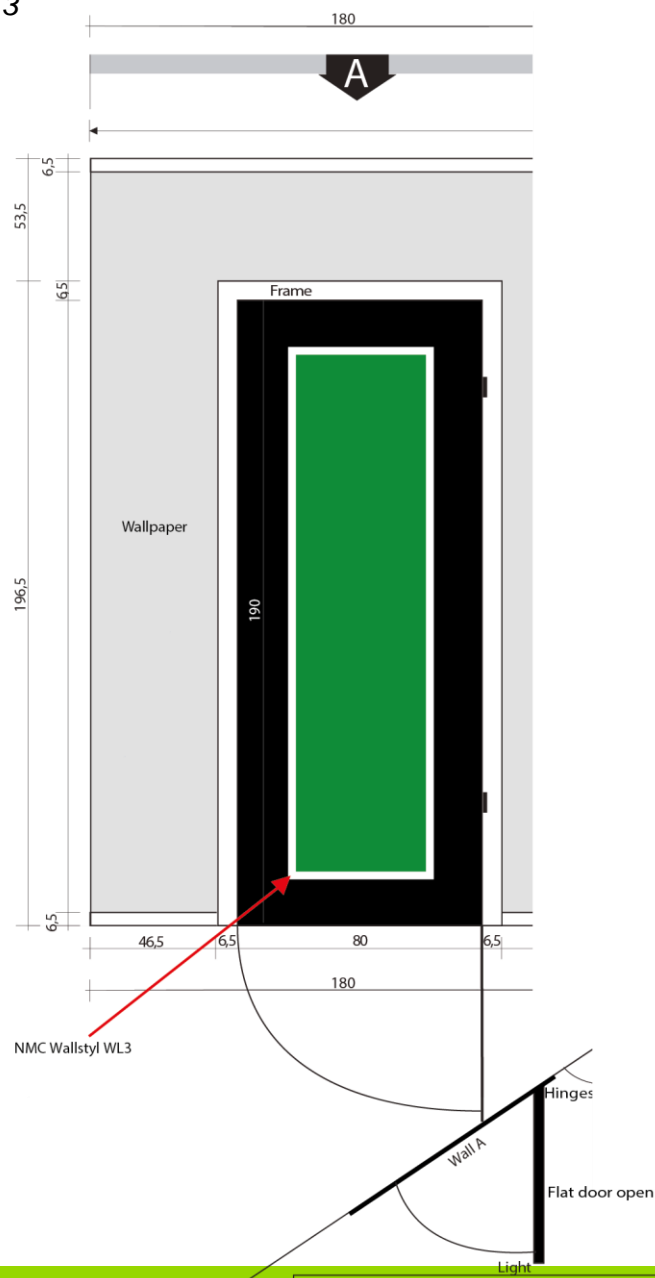
The paint for the outside of the moulding/ section may be applied with a roller, a brush or paint pad. Spatulas or other painters' tools are not allowed. (Colour 1)

The moulding needs to be painted. (Colour 2)

The inside panel of the door must be masked and painted with a spray gun. (Colour 3)

Time to finish: Day 1 to day 3

Marking: 20 marks (of 100)





Wallpaper: Corner must be cut and must have an overlap between 1-10mm.

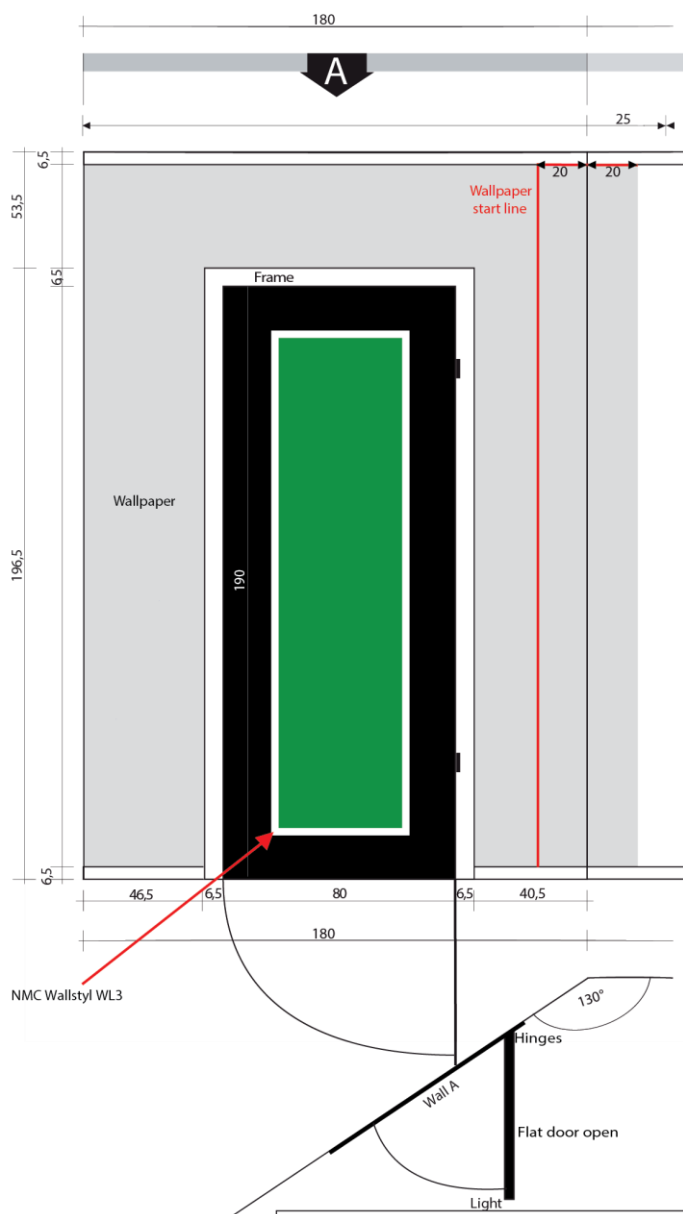
The measurements of the panel and the areas to apply the wallpaper are given on the plan. The work area is constructed from plasterboard and is prepared. The surface has to be prepared professionally in advance to allow for perfect papering of the wall (you may apply a sealer, glue size or PVA).

The wallpaper must be cut in the corners/angles. The glue/adhesive will be prepared by the experts. The wallpaper is made by Marburg "Number ??????"

Prepare the panel. Hang wallpaper as per drawing. The paper must be matched correctly and hung vertically. Everybody will get two rolls. Top beading, window frame and skirting must be kept clean.

Time to finish: End of day 1

Marking: 18 marks (of 100)





WALL B *The wall is ready painted with white colour.*

Design: *The measurements of the panel are 1100mm x 2000mm. The panel is manufactured from MDF and will have already been given an undercoat (white dispersion).*

Construction of a given design and freehand painting without the use of masking tapes, masking films or masking shields. E.g. using paintbrush, roller and mahl stick/painter ruler.

All original colours will be provided, and must be applied as shown on the colour schedule.

The Design must not be drawn using a marker pen, only with a pencil. Guidelines should not be visible. It is not permitted to scratch with a knife after painting!

The sloping building will be provided 1:1 as an already cut sign mask film, and has to be painted in the given colour.

Lettering: *The lettering “Abu Dhabi” and “2017” will be provided 1:1 as an already cut sign mask film, and has to be painted in the given colour.*


Time to finish: Day 1 to day 3 Lettering (Abu Dhabi and 2017)

Day 1 to day 4 Design


Marking: 30 marks Design (of 100)

8 marks Lettering (of 100)










| | |
|----|-----------------|
| 6 | NCS S 5040-R50B |
| 7 | NCS S 2060-G10Y |
| 8 | NCS S 4040-B30G |
| 9 | NCS S 6030-B |
| 10 | NCS S 8500-N |


| | |
|---|-----------------|
| 1 | NCS S 0520-Y20R |
| 2 | NCS S 0560-Y20R |
| 3 | NCS S 0570-Y30R |
| 4 | NCS S 1575-R10B |
| 5 | NCS S 3050-R40B |



Foil Number 2



Foil Number 1





WALL C Wall: (the wall is ready painted, white colour)

Colour design:

The measurements of the panel are 800mm x 2400mm. The working area is manufactured from MDF and will have been given an undercoat (white dispersion).

Experts must draw the mural for module 5 during the preparation days at the Competition (C-2 to C-1). The Experts need to choose from a minimum of 2, Maximum of 4 murals, which will be prepared at the competition and be designed so that there is no wet paint on wet paint.

Colour matching


Mixing of 2 predetermined colours (1 and 4) and in harmonic nuances. (2 coloured grading.)

Constructing of a given design on the panel and paint the elements with three colours according to the plan. The elements have to be masked by tape.

Time: Day 1, Colour mixing, preparation background,

Day 2 harmony design

Marking: 15 marks (of 100)





Free technique:

Application of a decorative painting technique chosen by the Competitor. Materials/tools for this exercise must be brought by Competitor.

No wallpaper and glass fibre are allowed.

Also elements in three dimensions are not allowed.

Prefabricated templates are allowed (ready cut masking film).

The whole dimensional area must be covered by a manual technique. The use of pre-prepared materials for projection are permitted, however all techniques must be applied manually. The projection of a pattern via beamer or similar appliance must be done within the provided work space. All the work must be done within the work booth, which the competitor must not leave.

The free technique module must include an info sheet, this is to be brought along to the Competition and include the following points:

- *Competitor name and country/region;*
- *Applied materials for the free technique (only water-based material);*
- *Layout for the free technique, without dimensions.*

This Info sheet must be given to the Chief Expert before start the Competition. It will be appraised in module 3.

Layout for the free technique with coloured draft (plan) or coloured, printed photo, without dimensions. The Competitor needs to use the whole surface of the free technique panel.

.

Time to finish: Day 1 to day 3

Marking: 9 marks (of 100)

Total working time: 21 hours



TOOLS, MATERIALS, EQUIPMENT AND PERSONAL PROTECTION, SUPPLIED BY COMPETITORS.

FOR THE PAINT WORK

Proper work clothing

Safety shoes / ear protection

Paint gloves (thin)

Dust mask P2 / P3

Filling knives

Paintbrushes for acrylic paint

Paint rollers for acrylic paint

Abrasive material for acrylic paint

Sanding paper for acrylic paint

Four paint pots (1 litre)

Paint pot with paint rooster

Cleaning cloth

Bucket with sponge

Materials including sanding paper or sanding products with must be brought by the competitor, personal protection, work clothing, safety shoes, hand gloves for painting work, safety glasses.

Personal tools, paint rollers, brushes.

DRAW AND SIGNWORK

Soft and hard drawing - pencil

Writing case and pen

Square and drawing-materials

Compasses / trammels

Measuring-instrument

Spirit / Water-level (1 metre)

Small and big pencil for acrylic paint

Paint pots

COLOUR DESIGN

Paintbrush and pencil

Paint pots

Air heater

Extension cord



Spirit / Water-level (1.80 metre)

FREE PAINTING TECHNIQUE

Design for free technique (prefabricated parts are not allowed)

Tools you need

Materials you need for free painting technique

Floor masking

Masking tape

WALL PAPER HANGING

Paperhangers brush

Paperhangers tools (brush, snap-off blade knife, plumb bob)

Spirit / Water-level (1.80 metre)

MARKING SCHEME

Will be posted by IAN in the forum

OTHER

For competitors: no use of mobile phones during the work on the competition floor.

You are allowed to use digital music players during the competition

Food and drinking is not allowed at the competition floor.(water and snacks are)

You need to use personal protection when necessary.

Wear proper work clothing.

Safety Shoes must be worn.

Cleaning of the working area after competition time.

For experts: no use of mobile phones in the neighbourhood of the competitors.

Experts must give the competitors space on the competition floor, to do their work.