

Test Project

Painting and Decorating

Submitted by: Peter Walters, Skill Competition Manager

Contents

Contents.....	2
Introduction.....	3
Description of project and tasks.....	4
Instructions to the Competitor	4
Wall A - Door with moulding.....	6
<i>Wallpaper.....</i>	<i>6</i>
Wall B	8
Wall B	9
<i>Free technique.....</i>	<i>13</i>
Equipment, machinery, installations, and materials required	13
Other	15

Introduction

The Test Project for painting and decorating consists of:

- Painting a door
- Colour-bands
- Wallpaper hanging
- Decoration
- Lettering
- Free painting techniques.

South Tyrol is the northernmost region in Italy, bordering Austria to the north and Switzerland to the northwest and the rest of Italy to the south. Together with Trentino, it composes the northernmost Italian autonomous administrative region of Trentino-South Tyrol. This is also the only region in Italy where the majority of the population speaks German as their mother tongue (with the exception of the areas surrounding Bolzano/Bozen and Merano/Meran). Therefore, South Tyrol is officially bi-lingual, including all road signs, menus and media, and moreover even trilingual in the scenic eastern Ladin speaking valleys.

This alpine region can offer a lot of cultural highlights, both large cities and small picturesque storybook villages, and huge areas of wild nature, including the most important Italian national park, and many more regional parks, lakes, valleys and mountains. Here one finds the famous Dolomites and large important ski resorts near the Austrian border.



Description of project and tasks

The Competitor has to carry out, independently, the following tasks:

- All preparations of base walls and woodwork
- Application of water-based filler, primer, undercoat, semi and gloss finish
- Application with filling tools, paintbrush and paint roller
- Preparation and application of wall hangings
- Drawing and attaching a design
- Attaching lettering and signs
- Measuring points
- Painting of colour bands
- Application of a free painting technique of the Competitors own choice
- Materials and tools for free technique must be brought by the Competitor.
- Prefabricated parts are allowed.

Instructions to the Competitor

Workbox size for the Competitor: 2.0 m x 2.40 m x 4.0 m wide and 2.40 m high.

Between the corners of Wall A and Wall B/Wall B 90 degree.

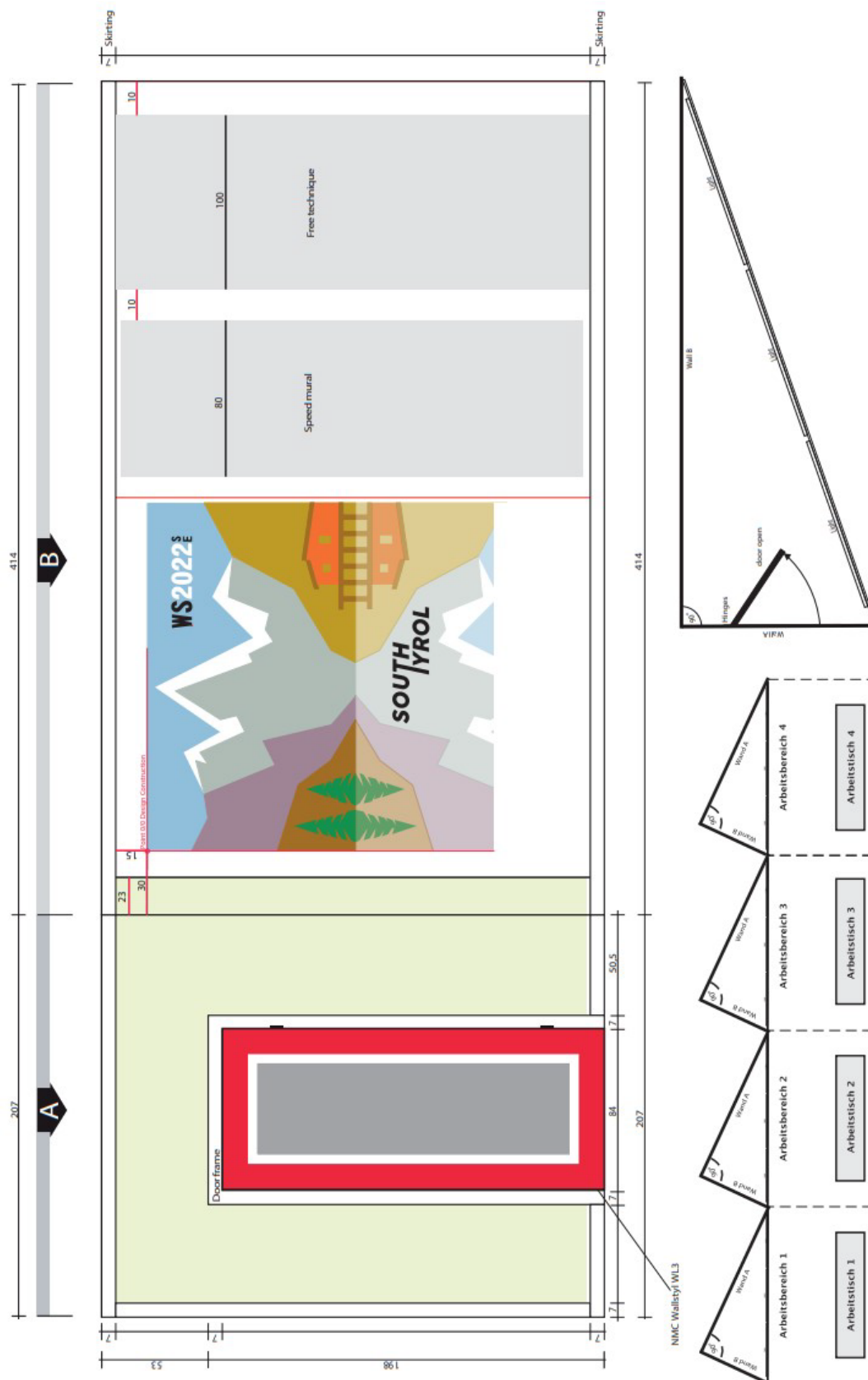
Open on the front side (facing the visitors).

Wall A (2.00 m x 2.40 m) for door and wall-paper hanging.

Wall B (4.00 m x 2.40 m) for decoration design and lettering, wall-paper hanging, colour bands and free painting technique.

- Decoration design, lettering, and measuring (approx. 10.5 hours)
- Painting door (approx. 6 hours)
- Hanging wallpaper (approx. 1.5 hours)
- Free technique - demonstrate personal abilities (approx. 2 hours)
- Painting colour stripes and measuring (approx. 1.5 hours)

Total time 21.5 hours



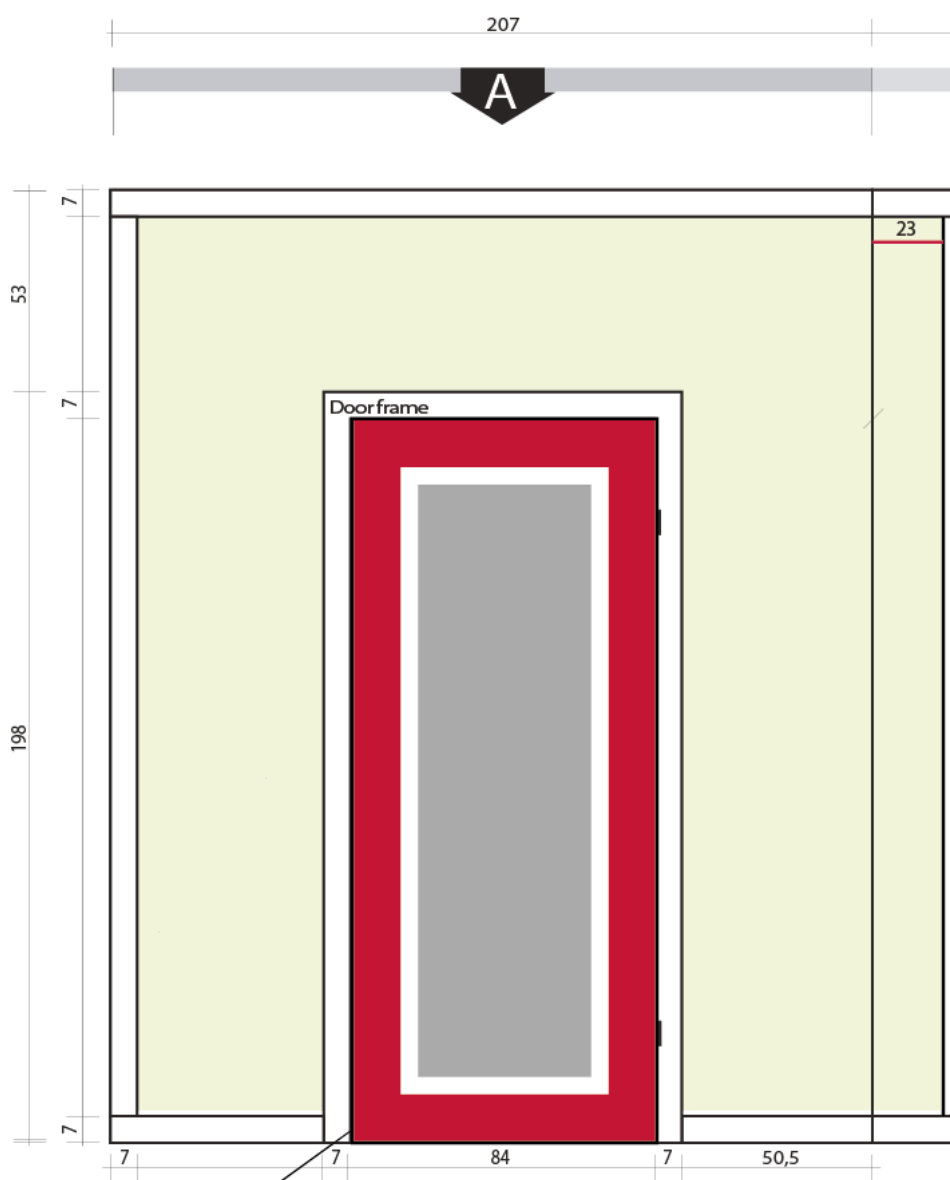
The measurements of the panel and the areas to apply the wallpaper are given on the plan. The work area is constructed from plasterboard and is prepared. The surface has to be prepared professionally in advance to allow for perfect papering of the wall (you may apply a sealer, glue size or PVA).

The wallpaper must be cut in the corners/angles. The glue/adhesive will be prepared by the Experts. The wallpaper is made by ?

Prepare the panel. Hang wallpaper as per drawing. The paper must be matched correctly and hung vertically. Everybody will get two rolls. Top beading, window frame and skirting must be kept clean.

Time to finish: End of day 1

Marking: 18 marks (of 100)



Wall B Design

The wall is ready painted with white colour.

Design: The measurements of the panel are 2300 mm x 1750 mm. The panel is manufactured from MDF and will have already been given an undercoat (white dispersion).

Construction of a given design and freehand painting without the use of masking tapes, masking films or masking shields. E.g. using paintbrush, roller, and mahl stick/painter ruler.

All original colours will be provided and must be applied as shown on the colour schedule.

The Design must not be drawn using a marker pen, only with a pencil. Guidelines should not be visible. It is not permitted to scratch with a knife before or after painting!

Lettering


The lettering "South Tyrol" and "WS2022SE" will be provided 1:1 as an already cut sign mask film and has to be painted in the given colour.

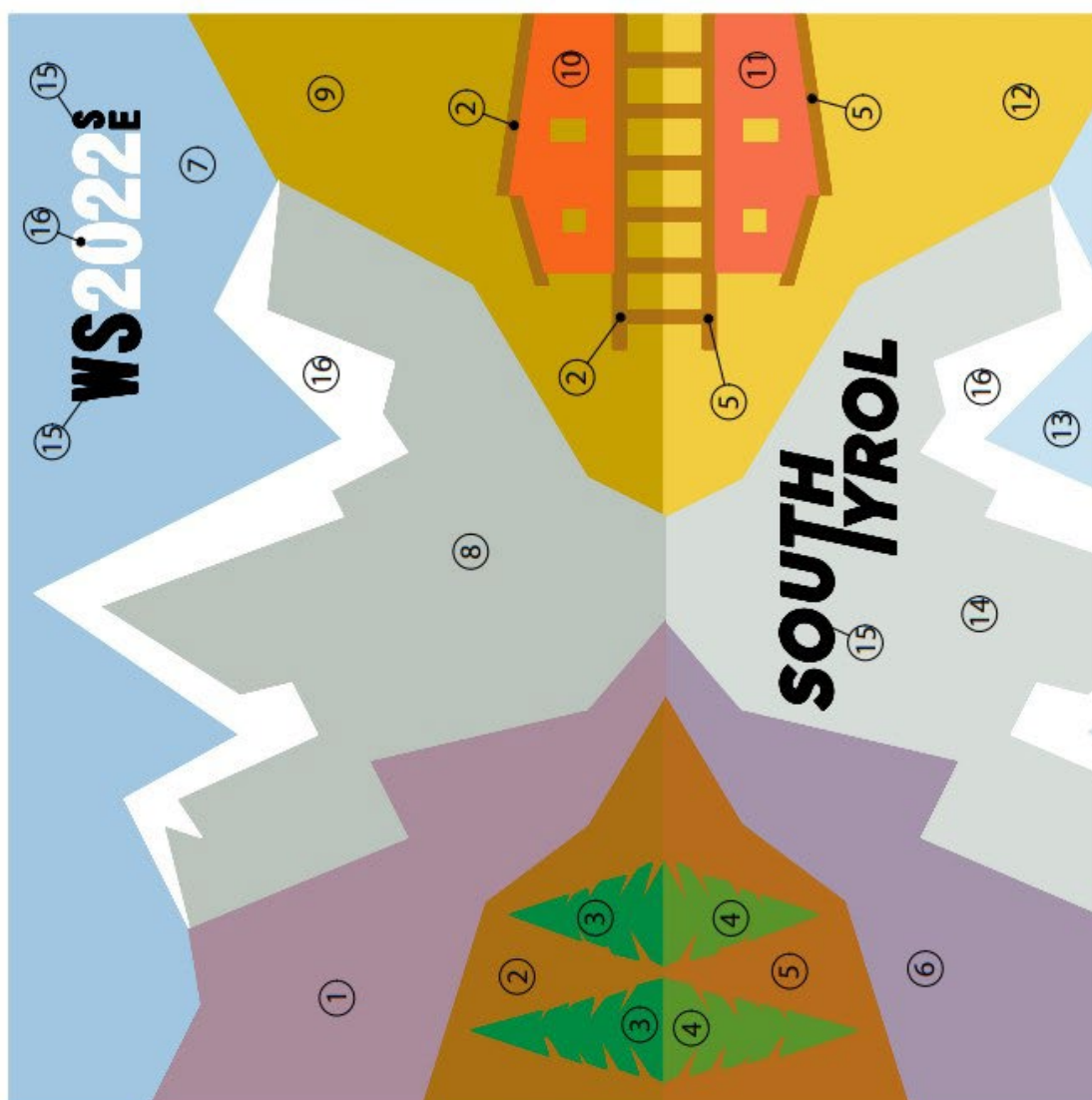
Time to finish: Day 1 to day 3 Lettering (South Tyrol and WS2022SE)

Day 1 to day 4 Design

Marking: 35 marks (of 100)







1)	NCS S 3020-R30B
2)	NCS S 3060-Y20R
3)	NCS S 2070-G10Y
4)	NCS S 2070-G30Y
5)	NCS S 3060-Y30R
6)	NCS S 3020-R50B
7)	NCS S 0530-R90B
8)	NCS S 2005-G10Y
9)	NCS S 2070-Y
10)	NCS S 0570-Y70R
11)	NCS S 0580-Y60R
12)	NCS S 1060-Y
13)	NCS S 0540-B10G + 10% WHITE
14)	NCS S 2005-G10Y + 10% WHITE
15)	BLACK
16)	WHITE

Task	22 Painting and Decorating
Designed by	Peter Walters
Art System	Sep 2022
Version	A.2
Page	3.1
Drawing Number	WSC2022_TP22_EN

SOUTH
YRROL

WS2022^{SE}

Wall B Speed mural

Wall: (the wall is ready painted, white colour)

Colour design:

The measurements of the panel are 800 mm x 2300 mm. The working area is manufactured from MDF and will have been given an undercoat (white dispersion).

Experts must draw the mural for module 5 during the preparation days at the

Competition (C-2 to C-1). The Experts need to choose from a minimum of two,

Maximum of four murals, which will be prepared at the competition and be designed so that there is no wet paint on wet paint.

Colour matching

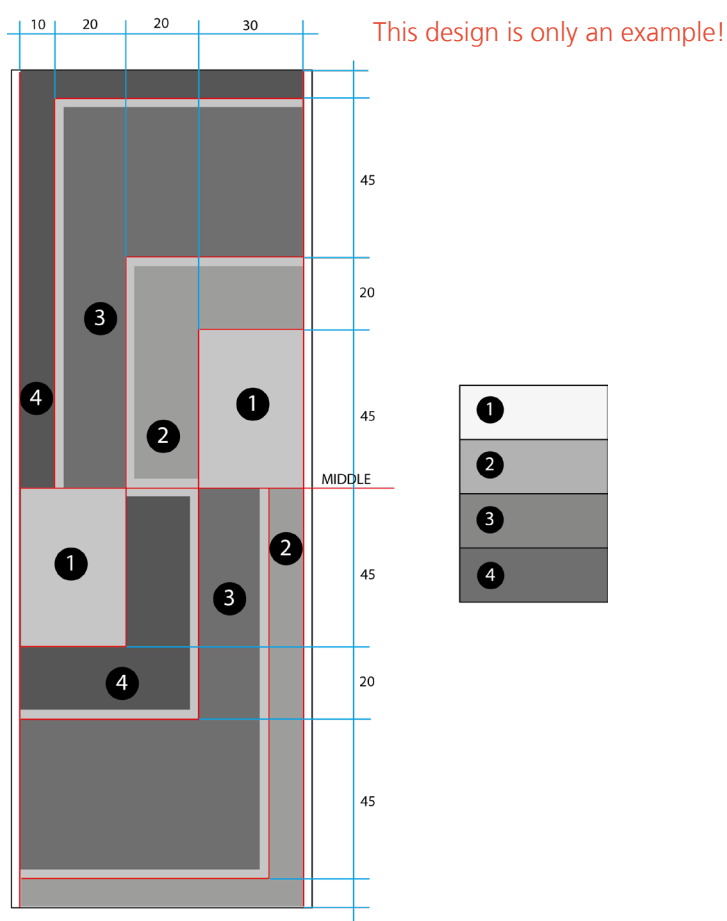
Mixing of two predetermined colours (1 and 4) and in harmonic nuances. (two coloured grading.)

Construction of a given design on the panel and paint the sections with three colours according to the plan. The sections have to be masked by tape.

Time: Day 1, Colour mixing, preparation background

Day 2, harmony design

Marking: 15.00 marks (of 100)



Free technique

Application of a decorative painting technique chosen by the Competitor. Materials/tools for this exercise must be brought by Competitor.

No wallpaper and glass fibre are allowed.

Also, elements in three dimensions are not allowed.

Prefabricated templates are allowed (ready cut masking film).

The whole dimensional area must be covered by a manual technique. The use of pre-prepared materials for projection are permitted, however all techniques must be applied manually. The projection of a pattern via beamer or similar appliance must be done within the provided work space. All the work must be done within the work booth, which the Competitor must not leave.

The free technique module must include an info sheet, this is to be brought along to the Competition and include the following points:

- Competitor name and country/region;
- Applied materials for the free technique (only water-based material);
- Layout for the free technique, without dimensions.

This Info sheet must be given to the Chief Expert before the start the Competition. It will be appraised in module 3.

Layout for the free technique with coloured draft (plan) or coloured, printed photo, without dimensions. The Competitor needs to use the whole surface of the free technique panel.

Time to finish: Day 1 to day 3

Marking: 9.50 marks (of 100)

Total working time: 21.5 hours

Equipment, machinery, installations, and materials required

ITEM	QUANTITY	MATERIAL	DESCRIPTION
Paintwork			
Industry work clothing	Min 1	White cotton	Protection of upper and lower body
Safety shoes	1 pair		Steel toe cap
Ear protection	1		
Dust mask P2/P3	1		
Paint gloves (thin)	4+		
Filling knives/spatulas	Assortment		

Paintbrushes for acrylic paints	Assortment		
Paint rollers for acrylic paints	Assortment		
Paint pots\containers	6		1 litre approx. for colour mixing
Sanding machine & vacuum (inform CSM or WM if you cannot provide one)	1		
Abrasives	Assortment for mechanical and hand abrading		
Drawing and Signwork			
Soft and hard drawing pencils	Assortment		
Set squares, rulers and drawing aids	Assortment		
Compasses/trammels	1		
Spirit/water level	1		
Sign writing brushes (sables, one strokes, chisel etc)	Assortment		
Colour design			
Paint brushes	Assortment		
Paint pots	Assortment		
Air heater	1		
Extension lead	1		
Spirit level	1		
Free painting technique			
Design, drawing photograph for free technique.			
Tools required to complete technique			
Masking material/tape	Assortment		
Wallpaper hanging			
Paperhanging brush/ spatula	1		
Paperhanging tools (pasting brush/roller, snap off blade knife, plumb-bob, decorators sponge)	1 of each		

Other

- For Competitors: no use of mobile phones during the work on the competition floor.
- You are allowed to use digital music players during the competition
- Food and drinking is not allowed at the competition floor. (water and snacks are)
- You need to use personal protection when necessary.
- Wear proper work clothing.
- Safety Shoes must be worn at all times in work areas and work bays.
- Cleaning of the working area after competition time.
- For Experts: no use of mobile phones in the vicinity of the Competitors.
- Experts must give the Competitors space on the competition floor, to do their work.