

Test Project

Floristry

Submitted by:
Ferenc Kruzslicz HU, Independent Test Project Designer

Contents

Contents	2	Error! Bookmark not defined.
Introduction		Error! Bookmark not defined.
Description of project and tasks		Error! Bookmark not defined.
Test Project 1		Error! Bookmark not defined.
Test Project 2	5	
Test Project 3	6	
Test Project 4	7	
Test Project 5	8	
Test Project 6	9	
Test Project 7	10	
Test Project 8	11	
Test Project 9	12	

Introduction to Test Project

The following is a list of sections or information that must be included in all Test Project proposals that are submitted to WorldSkills.

- Contents including list of all documents, drawings and photographs that make up the Modules
- Introduction/overview
- Short description of project and tasks
- Instructions to the Competitor
- Other

Introduction

It is a privilege to be tasked with writing this Test Project for Floristry WorldSkills Lyon 2024. These Modules are based on Lyon and are inspired by the wonderful city and the surrounding region. The Test Project is written based on the Floristry (skill 28) Technical Description and WSSS. It is important that Botanical material must always be dominant in every Module! The modules are designed to challenge a young florist, they are varied and require many different techniques! Sustainability is very important, so the materials supplied have been very carefully considered in order to reduce waste while also being interesting and sufficient! Where Materials are “free of choice” this means free of choice from the list of materials provided to you and your tools, this does not include and other materials or furniture. For some of the Modules you may be asked to use specific items, materials please follow instructions carefully.

Please Enjoy every minute of this incredible opportunity to represent your country in our beautiful skill Floristry.

Description of Test Project and Modules

There are 2-3 Modules per day and the themes are as following:

Competition day 1: Gardens and Flowers of Lyon

Competition day 2: Inventors and Architects of Lyon

Competition day 3: Men and Women of Lyon

Competition day 4: Confectionery and Wine of Lyon

The Modules are based on the Floristry Technical Description and WorldSkills Occupational Standards (WSOS).

The Modules that are announced on the day 1 are public after the announcement.

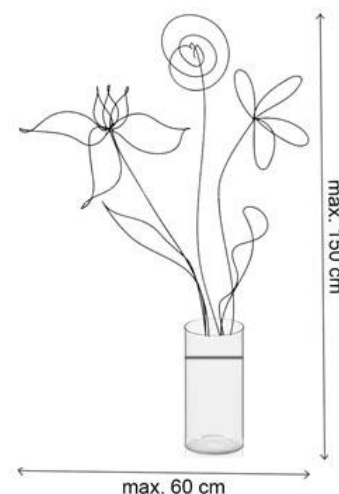
There will also be 5 Surprise Modules and the instructions and materials are available 15 minutes before the competition time starts.

Competition day 1: Gardens and Flowers of Lyon


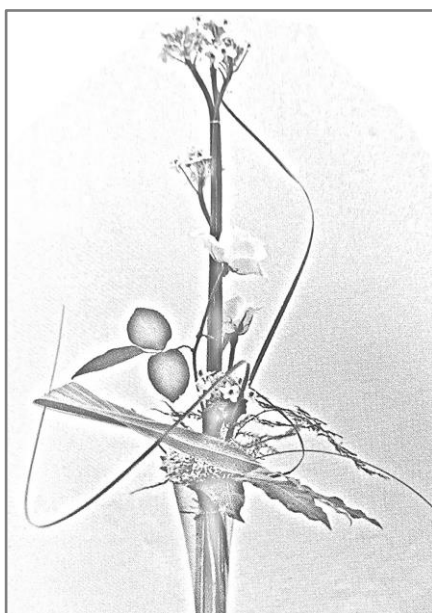
Module 1 – Rapid Surprise

Create a **forma-linear** handtied bouquet.

- Time:** 15 minutes preparation time
30 minutes competition time
- Choice of Materials:** Must use minimum 50% of the provided botanical materials.
Not allowed to use any other material!
- Container:** Must use provided container.
- Requirements:** The completed Module must fit into the given measurements, see drawing.
- Placement for judging:** The completed Module will be assessed **with** the container!



- Technique:** Handtied bouquet.
All of the botanical materials that need water supply must reach the water level in the container, water supplied should at least be eighty per cent of container capacity.




Module 2 – “Vegetative Planted Design”

Jardin Rosa Mir [\(wiki-link\)](#)

The Jardin Rosa Mir is a garden located in the center of La Croix-Rousse quarter of Lyon. This garden was created by Jules Senis (1913-1983), a tiler and bricklayer artisan. He dedicated this garden to his mother Rosa Mir Mercader. The garden is made of many columns topped with succulent plants. All surfaces are covered with thousands of seashells, various kinds of stones, coral, desert roses, volcanic rocks and.

Create a planted design in **vegetative style** inspired by the Jardin Rosa Mir.

- Time:** 15 minutes preparation time
120 minutes competition time
- Choice of Materials:** The planted design must contain exclusively succulent plants. No cut flowers are allowed!!! Other materials are the choice of the competitors.
- Item/Object:** Competitors may alter the provided container(s) in any way that suits their design.
- Container/containers:** Competitors must use minimum 1 of the provided containers.
- Requirements:** The completed Module must fit into the given measurements:
Max 100 X 100 cm virtual ground space, the height is max 200 cm.
(The height is measured from the bottom of the container.)
- Placement for judging:** The completed Module will be assessed in the allocated area.
- Technique:** Free of choice.



Module 3 – “Handtied Bouquet”

Interpol - Mireille Ballestrazzi [\(wiki-link\)](#) [\(wiki-link\)](#)

The International Criminal Police Organization, commonly known as **Interpol** is an international organisation that facilitates worldwide police cooperation and crime control. It is headquartered in Lyon, with 195 member states.

Create a hand-tied bouquet for Mireille Ballestrazzi’s (former Interpol President 2012-2016) for her 70th birthday party.

- Time:** 15 minutes preparation time
(for getting familiar with the task before the competition time starts.)
120 minutes competition time
- Choice of Materials:** Flowers and other materials are the choice of the competitors.
- Item/Object:** Competitors must use some of the provided olive tree stems (*Olea europaea*).
Competitors may create a construction/base for the bouquet.
- Container/containers:** Competitors must use minimum 1 of the provided containers.
- Requirements:** The completed Module must fit into the given measurements:
Max 80 X 80 cm virtual ground space, the height is max 100 cm.
(The height is measured from the bottom of the container.)
- Placement for judging:** The completed Module will be assessed with the container.
The completed Module will be assessed in the allocated area.
- Technique:** Handtied bouquet.
All of the materials that need water supply must reach the water level in the container! Up to 20 percent of total materials used may not require a water source to maintain condition
Container should be filled with water to minimum of eighty percent capacity



INTERPOL

Competition day 2: Inventors and Architects of Lyon


Module 4 - Arrangement of cut flowers

History of film - The Lumière Brothers [\(wiki-link\)](#)

The Lumière brothers, Auguste Lumière and Louis Lumière were French manufacturers of photography equipments, best known for their Cinématographe motion picture system.

Create a monochrome (Black & White) Arrangement of cut flowers.
(Obviously with the exception of green coloured leaves, stems etc.)

- Time:** 15 minutes preparation time
(for getting familiar with the task before the competition time starts.)
120 minutes competition time
- Choice of Materials:** Flowers and other materials are the choice of the competitors.
- Item/Object:** Competitors must use all (!!!) the provided filmstrips.
- Container/containers:** You must use minimum 1 of the provided containers.
- Requirements:** The completed Module must fit into the given measurements:
Max 80 X 80 cm virtual ground space, the height is max 150 cm.
(The height is measured from the bottom of the container.)
- Placement for judging:** The completed Module will be assessed in the allocated area.
- Technique:** All of the materials that need water supply to remain fresh must be placed in floral foam. The container should be filled with water to at least eighty per cent capacity.



Module 5 – “Stylish Surprise”

Paris Metro entrances - Hector Guimard [\(wiki-link\)](#)

Create a Body Decoration inspired by the pictures.

Time: 15 minutes preparation time
150 minutes competition time

Choice of Materials: Competitors must use minimum 50% of the botanical materials.
Competitors are allowed to use any other material!

Requirements: The competitor have to use the provided mannequin/torso.

Technique: Free of choice.



Competition day 3: Men and Women of Lyon

Module 6 – “Wedding design”

Vintage & Silk [\(wiki-link\)](#)

During the Renaissance, the city's development was driven by the silk trade. The canuts (French: [kany]) were Lyonnais silk workers, often working on Jacquard looms. The northern hill is La Croix-Rousse, known as "the hill that works" because it is traditionally home to many small silk workshops, an industry for which the city has long been renowned.

Create a wedding bouquet, inspired by the bridal gown designed by the Lyon based Isabella Boutin bridal designer. [\(link\)](#)

- Time:** 15 minutes preparation time
150 minutes competition time
- Choice of Materials:** Flowers and other materials are the choice of the competitors.
- Item/Object:** Competitors must use some of the provided silk fabric.
- Container/containers:** No containers are supplied.
- Requirements:** The wedding bouquet must contain cut flowers and/or greenery.
The design must be held in the hand or hang from the forearm below the elbow.
- Placement for judging:** The competitor have to place the completed Module in the allocated area for judging. The judges may try on the completed Module during the assessment.
- Technique:** Free of choice.



Module 7 – “Le Petit Prince Surprise”

The Rose of the Little Prince - Antoine de Saint-Exupéry [\(wiki-link\)](#)


Create a cutflower design inspired by the picture.

Time: 15 minutes preparation time
120 minutes competition time

Choice of Materials: Must use minimum 50% of the provided materials.
Competitors are allowed to use any other material too!

Item/Object: Must use the marked materials.

Technique: Free of choice.



Competition day 4: Confectionery and Wine of Lyon

Module 8 – “Delicious Surprise”

Wedding cake decoration

Time:	15 minutes preparation time 120 minutes competition time
Choice of Materials:	Must use minimum 50% of the provided materials. Competitors are allowed to use any other material too!
Item/Object:	Must use the provided fake cake.
Technique:	Free of choice.



Module 9 – “Aromatic Surprise”

Room Decoration – Hanging Wall Desing

- Time:** 15 minutes preparation time
120 minutes competition time
- Choice of Materials:** Must use minimum 50% of the provided materials.
Competitors are allowed to use any other material too!
- Item/Object:** Competitors must use the provided grape stems (*Vitis vinifera*).
Competitors must use the marked accessories.
- Technique:** Free of choice.

